

# Mondavi Center

ARTS EDUCATION 2010-11  
TARGET SCHOOL MATINEE SERIES

## CUE Sheet for Teachers

### Alvin Ailey American Dance Theater

WEDNESDAY, APRIL 6, 2011

11 AM • JACKSON HALL

Recommended for grades 4-12



Alvin Ailey American Dance Theater's  
Clifton Brown. Photo by Andrew Eccles.



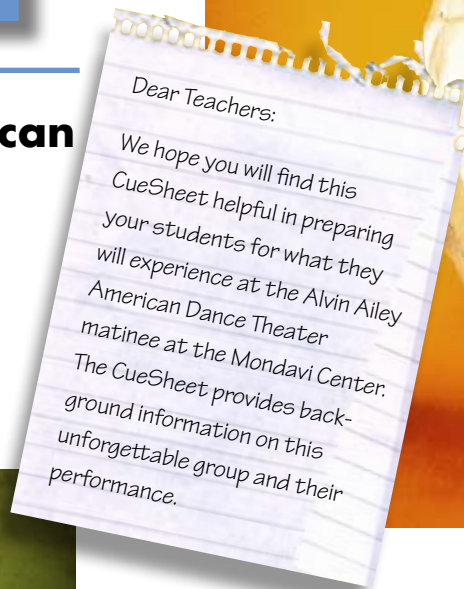
**Alvin Ailey** (1931-1989)  
After training in New York City with Martha Graham and others, he founded the Alvin Ailey American Dance Theater in 1958. Mr. Ailey had a vision of creating a company dedicated to the preservation and enrichment of the American modern dance heritage and the uniqueness of black cultural expression.




Revelations

#### LEARN MORE:

- <http://www.alvinailey.org/about/history>
- <http://www.opus3artists.com/artists/alvin-ailey-american-dance-theater>
- [http://en.wikipedia.org/wiki/Alvin\\_Ailey%27s\\_Revelations](http://en.wikipedia.org/wiki/Alvin_Ailey%27s_Revelations)



Dear Teachers:  
We hope you will find this CueSheet helpful in preparing your students for what they will experience at the Alvin Ailey American Dance Theater matinee at the Mondavi Center. The CueSheet provides background information on this unforgettable group and their performance.



Artistic Director Judith Jamison. Photo by Jack Mitchell.

#### ABOUT

When Mr. Ailey began creating dance, he drew upon the blues, spirituals and gospel as inspiration, which resulted in the creation of his most popular and critically acclaimed work—*Revelations*.

*Revelations* was first produced by Alvin Ailey American Dance Theater in New York City, New York on January 31, 1960. It tells the story of African-American faith and tenacity from slavery to freedom through a suite of dances set to spirituals and blues music. *Revelations* is divided into three sections “Pilgrim of Sorrow”, “Take Me To The Water” and “Move, Members, Move!”

The second section, “Take Me To The Water,” features an enactment of a ceremonial baptism. A large group of dancers lead a processional to the stream of purification. To the strains of “Wade in the Water” a devotional leader baptizes a young couple at a river, represented by yards of billowing silk stretched across the stage.

After watching this spiritually timeless piece, you’ll understand why Alvin Ailey American Dance Theater is unparalleled in the dance world.



ROBERT AND MARGRIT  
**MONDAVI CENTER**  
FOR THE PERFORMING ARTS  
UC DAVIS



# think about it!


## DEAR STUDENTS

- 1 What were your feelings as you watched the dancers and listened to the music?
- 2 How would you describe the performance to a friend?
- 3 Name the colors the company used on the dancers' clothing and props in "Take Me to the Water?" What did the clothing, props and movements represent?

## ATTENDING THE THEATER

### WHAT IS EXPECTED OF STUDENT AUDIENCES AT THE MATINEE:

- Please enter the auditorium quietly and take your assigned seat immediately (note that all matinees have reserved seating);
- Show courtesy to the artist and other guests at all times;
- Demonstrate appreciation for the artists' work by applauding at the appropriate times;
- Refrain from making unnecessary noise or movements;
- Please eat lunch before or after the performance; food is not allowed in the performance hall;
- Relate any information acquired from the pre-matinee discussion to the new information gained from the matinee;
- Please do not use flash photography.



### WHAT YOU CAN EXPECT OF YOUR EXPERIENCE IN A PERFORMING ARTS THEATER:

A theater is a charged space, full of energy and anticipation. When the house lights (the lights that illuminate the audience seating) go down, the excitement level goes up! Theaters are designed so that the voices of the singers and actors and the music of the musicians can be heard. But this also means that any sound in the audience—whispering, rustling of papers, speaking and moving about—can be heard by other audience members and by the performers. Distractions like these upset everyone's concentration and can spoil a performance.

The performers on stage show respect for their art form and for the audience by doing their very best work. The audience shows respect for the performers by watching attentively.

Applause is the best way for audience members to share their enthusiasm and to show their appreciation for the performers. Applaud at the end of a performance! Sometimes the audience will clap during a performance, as after a featured solo. Audience members may feel like laughing if the action on stage is funny, crying if the action is sad, or sighing if something is seen or heard that is beautiful.

Appreciation can be shown in many different ways, depending upon the art form and the culture(s) of the people in the audience. While the audience at a dance performance will sit quietly, other types of performance invite audience participation.

**MONDAVI CENTER ARTS EDUCATION** provides CueSheets for all performances in the Mondavi Center 2010-11 Target School Matinee Series. They are intended to help teachers prepare their students for the school matinee that they will attend at Mondavi Center, UC Davis.

Sponsored by:



Additional support provided by:



The Friends of Mondavi Center



**MondaviArts.org**  
530.754.5430